







-MENU FOR AT HOME LEARNING- June 15th-19th

***Read with your child every day and access Raz Kids every day to read at least one story <https://www.raz-kids.com> ***

Monday	Tuesday	Wednesday	Thursday	Friday
<p>Play addition and subtraction games with playing cards. Watch the video in the link below to get an idea of how to play!</p> <p>https://www.youtube.com/watch?v=cvAH4s1fr08</p>	<p>Group 1: p. 237</p> <p>A&J Group: p. 251 1st half</p> <p>Click on picture below to find instructions.</p> 	<p>Go on IXL: https://ca.ixl.com</p> <p>Group 1: practice skills C8, C9, D2</p> <p>A&J Group: Practice skills G2, G4, H4</p>	<p>Group 1: p. 239</p> <p>A&J Group: p. 251 2nd half</p> <p>Click on picture below to find instructions</p> 	<p>Go on IXL: https://ca.ixl.com</p> <p>Group 1: practice skills C8, C9, D2</p> <p>A&J Group: Practice skills G2, G4, H4</p>

<p>Spelling</p> <p>Words of the week: around because been before both</p> <p>Practice your words on the white board</p>	<p>Jolly Phonics:</p> <p>Group 1: Page 32 Look at each picture and choose between /d/ and /b/.</p> <p>A team: Page 31 /ou/ sound written in two different ways. Read the words and put them in the right /ou/ category.</p>	<p>Spelling</p> <p>Words of the week: around because been before both</p> <p>Practice your words on the white board and try to make a sentence with each word.</p>	<p>Jolly Phonics:</p> <p>Group 1: Page 33 Look at the picture, write three sentences about "The Queen".</p> <p>A team: page 32 "Tricky Words" fill in the blank words. Then add two more sentences onto the story at the bottom of the page!</p>	<p>Writing:</p> <p>Using your journal, write a sentence with each of your spelling words. This week the words have gotten a little trickier!</p>
<p>Social Studies</p> <p>My Community writing assignment. Click on the picture below for the link to My Community Activity</p> 	<p>Social Studies</p> <p>Go to scholastic week1, day 4 to learn about communities!</p> 	<p>Social Studies</p> <p>My Community writing assignment. Click on the picture below for the link to My Community Activity</p> 	<p>Social Studies</p> <p>Go to scholastic week1, day 4 to learn about communities!</p> 	<p>Assessment: Submit your community helpers writing activity and upload it to class DOJO!</p> <p>https://www.classdojo.com</p>

