

# -MENU FOR AT HOME LEARNING-

April 20<sup>th</sup>-24<sup>th</sup>

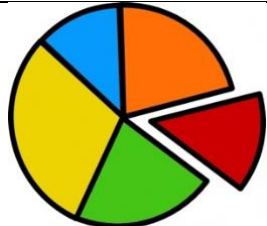
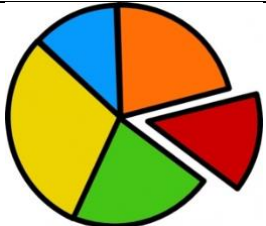


**\*\*Scroll Down 3 Pages\*\***


\*\*\*Read with your child every day and access Raz Kids every day to read at least one story <https://www.raz-kids.com> \*\*\*

## LEARNING INTENTIONS THIS WEEK:

- × Participate in daily physical activity
- × Development of fluency in adding and subtracting
- × Everyone has a unique story to share (writing)
- × Numbers to 50 (Grade 1) Numbers to 100 (Grade 2)
- × Language and story can be sources of creativity and joy.

Monday	Tuesday	Wednesday	Thursday	Friday
Today is the 20 <sup>th</sup> . Work with the number 20 today!  Create a number story with 2	<b>Math Lesson Group 1:</b> Page 186 Numbers to 60 and addition and subtraction.  <b>A&amp;J Math Group:</b> Page 220 of your math book Fractions! Click the pie to see a fractions video!	Work on some activities on IXL  <a href="https://ca.ixl.com">https://ca.ixl.com</a>  <b>11 am Zoom Class Meeting!!!!</b>	<b>Math Lesson: Group 1:</b> Page 187 addition, counting and filling in missing numbers.  <b>A&amp;J Math Group:</b> Page 221 of your math book Fractions! Click the pie to see a fractions video!	Work on some activities on IXL  <a href="https://ca.ixl.com">https://ca.ixl.com</a>

				
<p>Arts Education</p>  <p>Click on the heart to see your arts education project for the week.</p>	<p><b>Fill a Bucket:</b></p> <p>Ask your mom or dad to tell you a story from when they were a child.</p>	<p><b>Play!</b></p> <p>Ask your parents to put on some fun music and dance!</p>	<p><b>Fill a Bucket:</b></p> <p>Read a story to a younger brother, sister or parent.</p>	<p><b>Go on a Scavenger hunt!</b></p> <p>Click on the icon to choose a scavenger hunt!</p> 

<p><b>Jolly Phonics</b> Group 1: Page 6: Short vowels!</p> <p><b>A Team:</b> Page 10: When /g/ becomes /J/ activity.</p>	<p><b>Spelling Week 1 Words for group 1 and A team:</b> Click on the pencil icon the get the spelling lists!</p>  <p>Practice spelling words on white board</p>	<p><b>Jolly Phonics:</b> Group 1: Page 8 tricky words</p> <p><b>A Team:</b> Page 12 "My Family" Draw a picture of your family and write 4 sentences to describe them!</p>	<p><b>Spelling Week 1 Words for group 1 and A team:</b></p> <p>Practice spelling words on white boards</p> <p>Challenge: try to make 1 sentence with your spelling words.</p>	<p><b>Journal writing:</b> Write in your journal about your favourite thing you have done this week! Follow instructions for what you should write about.</p> <p><b>Assessment:</b> <b>Take a photo of your arts education project and send it through pm to class Dojo!</b> <a href="https://www.classdojo.com">https://www.classdojo.com</a></p>
--	--	---	---	--

Group 1: Classroom group (you stayed in the room and did Jolly phonics with Mrs. Emerson and Mrs. Ellwood)

A team: You went to the learning lab and did Jolly phonics with Mrs. Cheema and Mrs. Emerson