

-MENU FOR AT HOME LEARNING-


April 27th-May1st



Scroll Down 3 Pages

***Read with your child every day and access Raz Kids every day to read at least one story <https://www.raz-kids.com> ***

LEARNING INTENTIONS THIS WEEK:

- × Development of fluency in adding and subtracting
- × Everyone has a unique story to share (writing)
- × Numbers to 50 and 100 can be decomposed into 10's and 1's
- × Through listening and speaking, we connect with others and share our world.
- × Core Competency: Personal/ Social "I can be aware of others and my surroundings."

Monday	Tuesday	Wednesday	Thursday	Friday
<p style="text-align: center;">Math Lesson</p> <p>Group 1: page 188 Review page. Counting and filling in missing numbers, addition and subtraction to 10</p> <p>A&J Math Group: page 222 Fractions and Time- if any of the questions are too difficult, move</p>	<p>Work on some activities on IXL</p> <p>https://ca.ixl.com</p>	<p style="text-align: center;">11 am Zoom Class Meeting!!!!</p> <p style="text-align: center;">Math Lesson:</p> <p>Group 1: page 198 subtraction to 5 using a number line, counting and filling in missing numbers</p> <p>A&J Math Group: page 223 Fractions and Time- if any of the questions are too difficult, move on to the questions you know how to do</p>	<p>Work on some activities on IXL</p> <p>https://ca.ixl.com</p>	<p>Card games: Play a game of war!! click link below for war instructions!</p> 

<p>on to the questions you know how to do</p>				
<p style="text-align: center;">Careers</p> <p>Mr. Lee has a new project for you this week. Go to: https://tansorlee.weebly.com/k-3-project.html To see the project!</p>	<p>Fill a Bucket: ‘ Surprise your family by cleaning up your room before they ask you to!</p>	<p style="text-align: center;">Play!</p> <p>Freeze Dance: ask your parents to put some music on. When the music stops, freeze and stay frozen until the music starts again!</p>	<p>Fill a Bucket: Write a small note to give someone that begins with: You are _____. Write a good word about them at the end. example: You are kind.</p>	<p style="text-align: center;">Go on a Scavenger hunt!</p>  <p>The illustration shows a magnifying glass over a globe, a paint palette, and a trail of footprints leading towards the right. The text 'SCAVENGER HUNT!' is written in a stylized font above the footprints.</p>
<p style="text-align: center;">Spelling Week 2 Words for group 1 and A team:</p> <p>Click on the pencil icon the get the spelling lists!</p>  <p>Practice spelling words on white board</p>	<p>Jolly Phonics: Group 1: Page 9 “in the park” label the images in the picture and write 4 sentences based on the picture.</p> <p>A Team: Page 13 alternative ways of spelling /ai/ sound. Magic E, ai and ay at the end of the word.</p>	<p style="text-align: center;">Spelling Week 1 Words for group 1 and A team:</p> <p>Practice spelling words on white board. Write the words 5 times over. Try to use at least 2 words in a sentence.</p>	<p>Jolly Phonics: Group 1: Short vowels: Read the short vowels at the top of the page and draw pictures that match short vowels in the rockets.</p> <p>A Team: Tricky words want and because. In the dictation lines, write two of your own sentences with want and because.</p>	<p>Journal writing: Write about where you put your thank you note for health care workers. Add details about who in your neighbourhood may have seen the note and what you liked about doing this project. If you did not do the art project: write about an activity you did this week. Follow the instruction sheet that was given with your journal.</p> <p style="text-align: center;">Assessment:</p>

				<p>Take a photo of your journal entry and send it through your class dojo portfolio https://www.classdojo.com</p>
--	--	--	--	---

Group 1: Classroom group (you stayed in the room and did Jolly phonics with Mrs. Emerson and Mrs. Ellwood)

A team: You went to the learning lab and did Jolly phonics with Mrs. Cheema and Mrs. Emerson